



 **MOUNTAINMODS™**


PLUG & PLAY MODULAR HOMES

mountainmods.nz • +64 27 444 8460 • www.mountainmods.nz

Key Features



Quick To Set Up



**Door To Door
Delivery**




Cost Effective



**Flexible Layout For
Complete Control**



**Pre-Installed
Plumbing**



**Pre-Installed
Wiring**



General Terms

We strongly value transparent communication. Below are the general terms You should be aware of when collaborating with Mountain Mods.



🏠 Includes freight, customs & delivery cost to site.

🏠 Optional installation costs.

🏠 All prices are in NZD and exclusive of GST.

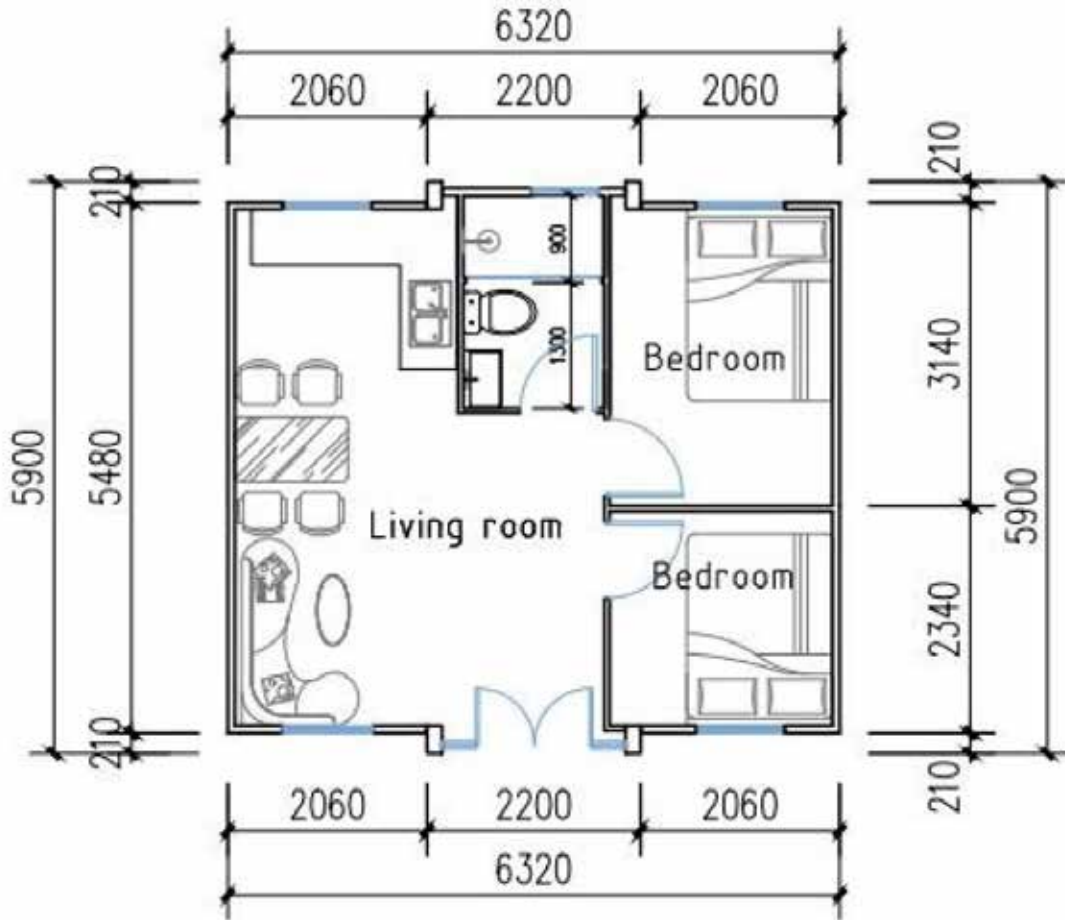
🏠 All Prices are subject to final specifications.

🏠 3-Month lead time from payment of deposit.

🏠 50% Deposit upfront with remaining 50% required Prior to delivery.



20ft Mod



Area 34.6m₂

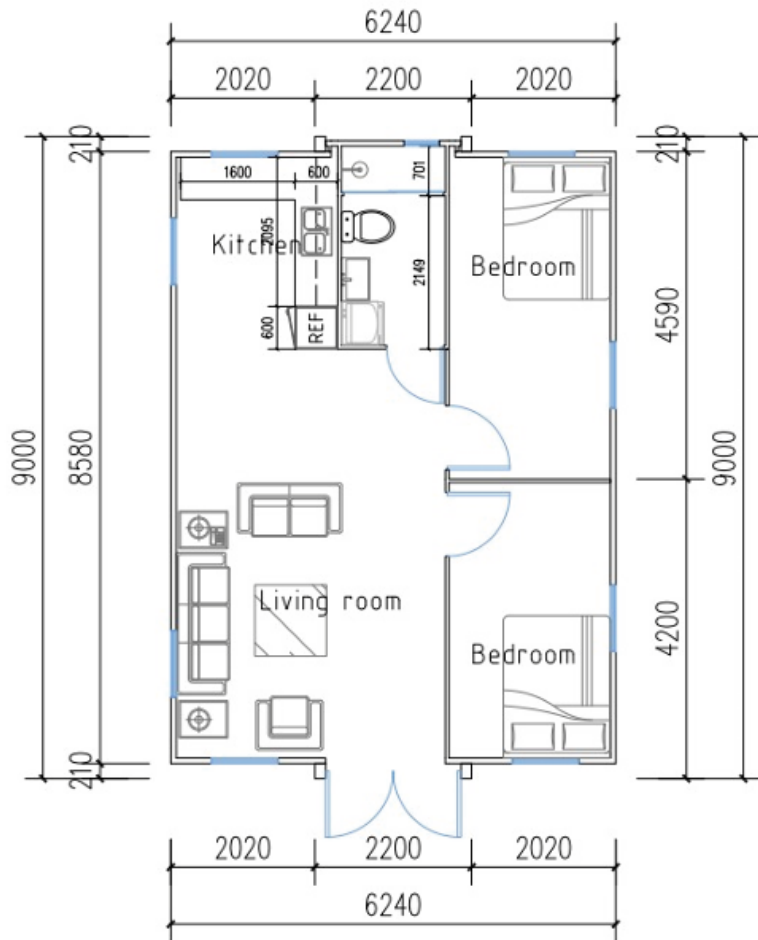
External Dimensions
5.9m x 2.48m x 6.32m

Folded Dimensions
5.9m x 2.48m x 2.2m

1 or 2 Bedroom layout



30ft Mod



Area 56.2m₂

External Dimensions
9m x 2.48m x 6.24m

Folded Dimensions
9m x 2.48m x 2.2m

1 or 2 Bedroom layout

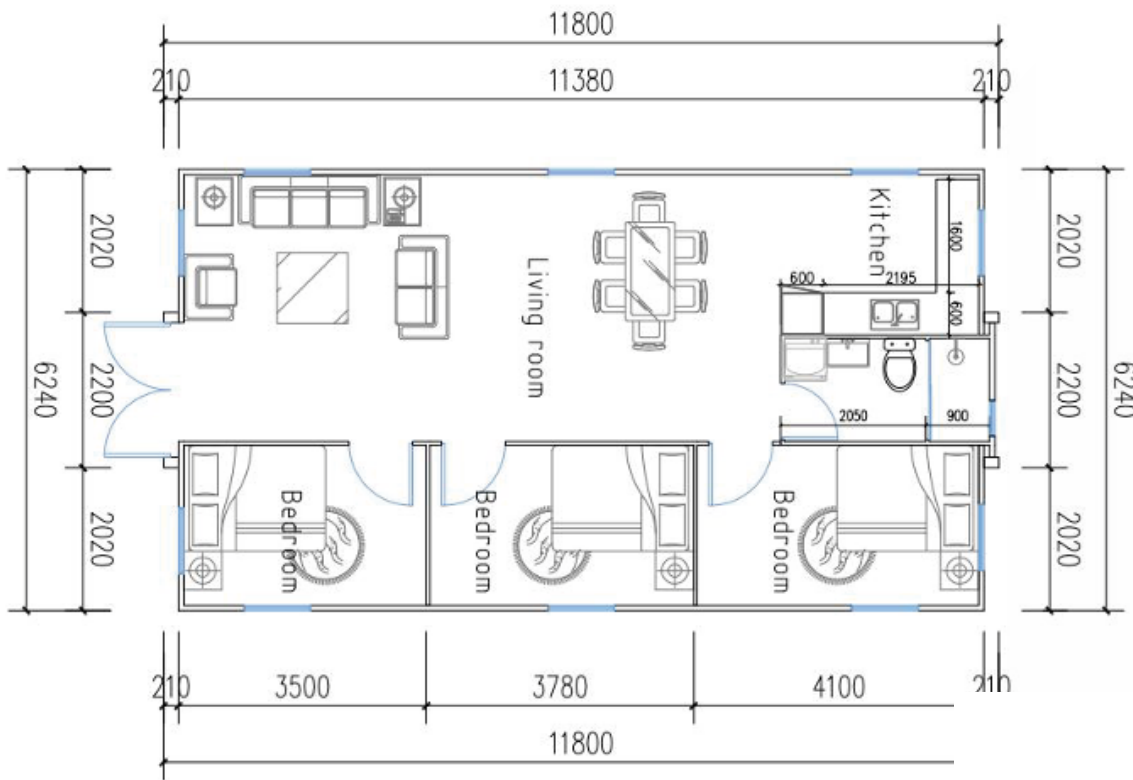


40ft Mod

Area 73.6m²

External Dimensions
11.8m x 2.48m x 6.24m

2 or 3 Bedroom layout



Base Model Specs

MAIN CABIN

Entry Door- Aluminium double glass – sliding, black

Windows- Aluminium double glass – sliding, black

Electrical- A/NZS electrical cable, power points & power board

Frame- Galvanised steel frame, epoxy treated & acrylic painted

Roof- Galvanised & painted steel

Floor- MgO basic & laminate floor, plus skirting wall

Wall- 75mm sandwich panel Lighting, LED lights, switches & plugs

BATHROOM

Vanity & Sink cabinet- stainless steel tap & mirror cabinet

Toilet- Soft close toilet lid

Shower- Full width shower, shower rail, rainmaker shower head & frosted privacy screen

KITCHEN

Cabinetry- L Shaped, soft closing doors & draws

Overhead cabinets

Sink- Double stainless steel sink & tap

Benchtop- 20mm Quartz stone benchtops

INTERIOR LIVING

Insulation- 75mm EPS wall insulation

Roof centre with glass wool insulation

Side roof with 50mm insulation



Interior View



Kitchen Styles



Modern Classic



Everyday Panel

Bathroom Styles



Modern



Essential



Classic


Premium Ad-ons

Supercharge your mod with premium ad-ons

 External Cladding

 Pitched Roof

 Covered Veranda

 Solar Panels with Battery Pack (5kVA or BkVA)

 Additional Windows

 Insulation Upgrades



Explore Our Mods



Standard Base Mod



Grey Standard Mod



External Cladding



Wooden Cladding Add-on



Customized Cladding



Customized Cladding

MOUNTAINMODS™

PLUG & PLAY MODULAR HOMES

 www.mountainmods.nz

 mountainmods.nz

 +64 27 444 8460

